

FARM & LAWN SPRAYERS

CROP CARE





CropCare® ATX25 sprayers are built for spraying lawns, meadows, turf, pastures, and food plots. This heavy duty sprayer can easily be secured with tie down straps (not included) to the rear rack on most all-terrain vehicles (ATV's).

ATX25 SPRAYERS

ATX25 Sprayers

Features

- Powder coated frame
- TeeJet® adjustable spray handgun
- 14' durable spray hose
- Boom breakaway protection
- In-tank filter
- Air induced spray nozzles for improved drift control
- 25 gal tank
- 1 year limited warranty

Controls

Pressure regulator, with a liquid filled pressure gauge, and wiring harness with an in-line switch is used to stop and start the pump.

Pump

The sprayer is powered by a 3 gpm Shurflo® diaphragm pump that operates from the 12 V battery on the ATV.

2 Boom Options

- 160" manual x-fold boom features: boom breakaway protection, non-drip TeeJet® nozzle bodies, TeeJet® air induced flat fan spray nozzles.
- 20' boomless nozzles are an economical alternative to a traditional boom and are excellent for rocky or rough terrain where accuracy is less critical.

Accessory Option

2.5 gal CropCare® turf marker system reduces overlapping or missed areas and is perfect for use on lawns, turf, or pasture.



Pump with regulator and gauge



Operator using spray handgun



ATX25 sprayer with 20' boomless nozzles



ATX60 SPRAYERS

ATX60 Sprayers

Features

- High quality pistol grip spray gun with adjustable spray patterns
- TeeJet® 6B manual control valve with pressure regulator and gauge
- Jet agitation
- Heavy-duty steel frame with powder coated finish
- 60 gal capacity tank
- 12 V 5.3gpm pumps (8gpm roller pumps used on ATX60-3PT-P)



Heavy-duty pistol grip spray gun

3 Mounting Configuration Options

1. ATX-TR

Tows behind your ATV, tractor, or utility vehicle

2. ATX-3PT

Attaches to your compact or sub-compact tractor with category 1 three point hitch

3. ATX-SK

Fits nicely in the bed of your all-terrain utility vehicle



ATX-TR configuration towed behind a tractor



ATX-3PT configuration mounted on a compact tractor



ATX-SK configuration mounted on a utility vehicle

3 Boom Options

- 13' manual x-fold boom features: boom breakaway protection, non-drip TeeJet® nozzle bodies, TeeJet® air induced extended range spray nozzles, 20" nozzle spacing.
- 20' manual x-fold boom features: boom breakaway protection, non-drip TeeJet® nozzle bodies, TeeJet® air induced extended range spray nozzles, 20" nozzle spacing.
- 20' boomless nozzles are an economical alternative to a traditional boom and are excellent for rocky or rough terrain where accuracy is less critical.



13' manual x-fold boom



20' manual x-fold boom



20' boomless nozzles



Accessory Option

2.5 gal CropCare® turf marker system reduces overlapping or missed areas and is perfect for use on lawns, turf, or pasture.



Boom breakaway protection - boom snaps back unharmed



CropCare® turf marker system



CropCare® LGX Sprayers are an excellent choice for your home maintenance and hobby spraying applications. Keeping lawns beautiful, orchards and gardens free of insects, and fence rows and right-of-ways weed free is a lot easier with a CropCare® LGX Sprayer.

LGX25 Trailer Sprayer shown


LGX25 SPRAYERS

Spot Sprayer

25 gallon sprayer, 15' hose with TeeJet spray gun, 1.6 GPM, 80 PSI, 12 Volt pump with Viton seals



Spot Sprayer



TeeJet® Spray Gun

UTV/Skid Sprayer

25 gallon sprayer, 15' hose with TeeJet spray gun, 2.2 GPM, 60 PSI, 12 Volt pump, adjustable pressure, boom mount and folding boom, 90" spray pattern



UTV/Skid Sprayer




Boom with 90" spray pattern

Trailer Sprayer

25 gallon sprayer, 15' hose with TeeJet spray gun, 2.2 GPM, 60 PSI, 12 Volt pump, adjustable pressure, boom mount and folding boom, 90" spray pattern, 10" pneumatic wheels



Trailer Sprayer



Valve for adjusting pressure



Whether you're spraying your large estate, food plot or golf course, CropCare® has a 3PT hitch mounted sprayer to meet your needs.

PTO POWERED 3PT SPRAYERS

PTO Powered 3PT Sprayers

Features

- Heavy-duty powder coated steel frame and components
- Quick-attach non-drip nozzle bodies
- Boom breakaway protection
- Jet agitation
- 2 year limited warranty



60 Gal 3PT Sprayer


Tank Sizes

- 60 gal attaches to category one 3PT hitches
- 110 gal attaches to category one and two 3PT hitches
- 150 gal attaches to category one and two 3PT hitches
- 200 gal attaches to category two 3PT hitches
- 300 gal attaches to category two 3PT hitches

Controls

Manual controls are economical, easy-to-operate, and a value without sacrificing quality.

- TeeJet® 6B manual control
- CropCare® SC400 electric control



TeeJet® 6B manual control



CropCare® SC400 electric control

Pump Options

- Hypro® roller pumps
- Hypro® belt drive centrifugal pumps
- Ace® hydraulic drive centrifugal pumps



Roller pump



Belt drive centrifugal pump



Hydraulic drive centrifugal pump

Boom Options

- 13' manual x-fold booms
- 20' manual x-fold booms
- 30' manual x-fold booms with optional suspension
- 20' boomless nozzles
- 30' boomless nozzles



20' boomless nozzles



30' boomless nozzles



13' manual x-fold boom



20' manual x-fold boom



30' manual x-fold boom

Accessories

- 2.5 gal fresh water safety tank
- 2.5 or 5 gal foam marker
- Spray gun with 50' hose
- Boom suspension system for 30' boom
- Side step and operator platform for 200 and 300 gal sprayers
- Sight tube for 200 and 300 gal sprayers



Fresh water safety tank



Heavy-duty spray gun with 50' hose



Side step and operator platform



CropCare® Commitment, Value, Support

CropCare® is committed to serving you with well-engineered equipment that meets high standards of reliability and value. We take seriously our responsibility as a manufacturer to provide you with relevant equipment that meets your expectations.

We want our equipment to be useful, so we build dependable features that stand the test of time and strive for a balance between simplicity and functionality. We back everything we make with a CropCare® factory warranty to help you fully utilize your equipment and maximize the value of your investment.

Our Dealer Network

Our growing and knowledgeable dealer network helps to ensure that CropCare® equipment is supported and serviced promptly. So, whether it's routine maintenance or that unexpected problem, you can count on outstanding dealership support to help you achieve the timely applications of products that are vital to your success.

Experience the quality, Enjoy the results



Agricultural Sprayers Catalog

Trailer Sprayers: 200, 300, 400, 500, 750, 1000 Gal

3PT Sprayers: 110, 150, 200, 300, 400 Gal

High Pressure Produce Sprayers

Shielded Boom Sprayer

Options & Accessories

Sprayer Booms



Vegetable Equipment Catalog

Picking Assistant

Plastic Mulch Lifter-Wrapper

Shielded Boom Sprayer



Standard Models

Trailer Sprayers: 400, 500, 750 Gal

3PT Sprayers: 110, 150, 200, 300 Gal

Distributed by

CROP CARE

Visit CropCareEquipment.com
to find your nearest dealer.

Manufactured by PBZ LLC

295 Wood Corner Rd | Lititz, PA 17543

a **Paul B. Zimmerman, Inc.** company

© PBZ LLC 2022. Offers containing unintentional errors (in words or images) will be void.
PBZ LLC reserves the right to change specifications without notice.

Catalog FLS 2212